

## SAINT JOHN'S

2nd January 2018

Dear Parents/Carers,

Happy New Year and welcome back to the start another exciting and busy term. Following on from our very successful creative curriculum theme of the Rainforest, we are about to embark on a new theme based around:

### Ancient Egypt

This topic has a strong History emphasis, with a final outcome of an exhibition for parents later in term 4 – *details will be sent out nearer the time.*

We are due to have a very exciting start to our topic on *Friday 5<sup>th</sup> January*, so hopefully all of the children have their costumes ready.

Now that the excitement of Christmas is over we will return to our normal homework routine, starting today, with new spellings being set this Friday.

A new project will be set, linked to our new topic – all of the information is on the reverse of this letter and will also be available shortly on the school website.

Your child should be reading daily – *even if they are a free reader* - and have their home-school diary signed; in return they earn a housepoint! We check diaries every Monday and children who have not read twice (the bare minimum) are kept in for extra reading. This term I will be starting a weekly reading club to encourage children to read more. Please remember any book read can be recorded in their diary, which will help them to climb our reading pyramid.

Don't forget I am trying to encourage the children to develop a love of reading so if you have any photos of them sharing a book with you, or

their grandparents please send them in via Dojo so that I can make a display.

I hope that the children are now fully aware that we encourage them to be open about their learning, especially if they are unsure. If they do not fully understand work or homework they must ask – either in class or during a quieter time like break or lunchtime.

This term we will continue to work on learning our times tables – as this underpins so much of our maths and helps with fluency. I have attached a poster showing the key 21 times tables facts that children need to learn. The poster assumes that children in Year 3 already know their 1, 2 and 5 times tables and due to the commutative law of times tables there are only 21 left to learn. Over the next few weeks it would help your child if you practised these facts.

Could you please ensure that your child's PE kit has been returned to school as Games is timetabled for Thursday.

Mrs Seabrook (Class Teacher)

# Times tables: the 21 facts

1



$1 \times 1 = 1$   
 $1 \times 2 = 2$   
 $1 \times 3 = 3$   
 $1 \times 4 = 4$   
 $1 \times 5 = 5$   
 $1 \times 6 = 6$   
 $1 \times 7 = 7$   
 $1 \times 8 = 8$   
 $1 \times 9 = 9$


2

$2 \times 2 = 4$   
 $2 \times 3 = 6$   
 $2 \times 4 = 8$   
 $2 \times 5 = 10$   
 $2 \times 6 = 12$   
 $2 \times 7 = 14$   
 $2 \times 8 = 16$   
 $2 \times 9 = 18$




3

$3 \times 3 = 9$   
 $3 \times 4 = 12$   
 $3 \times 5 = 15$   
 $3 \times 6 = 18$   
 $3 \times 7 = 21$   
 $3 \times 8 = 24$   
 $3 \times 9 = 27$



4

$4 \times 4 = 16$   
 $4 \times 5 = 20$   
 $4 \times 6 = 24$   
 $4 \times 7 = 28$   
 $4 \times 8 = 32$   
 $4 \times 9 = 36$



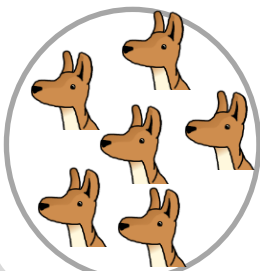
5

$5 \times 5 = 25$   
 $5 \times 6 = 30$   
 $5 \times 7 = 35$   
 $5 \times 8 = 40$   
 $5 \times 9 = 45$




6

$6 \times 6 = 36$   
 $6 \times 7 = 42$   
 $6 \times 8 = 48$   
 $6 \times 9 = 54$



7

$7 \times 7 = 49$   
 $7 \times 8 = 56$   
 $7 \times 9 = 63$




8

$8 \times 8 = 64$   
 $8 \times 9 = 72$



9

$9 \times 9 = 81$



## Ancient Egyptian Homework Project – Year 3

Listed below are 20 different activities relating to our ancient Egyptian topic. You must complete **4 of the 20 activities** – however if you want to choose more, then brilliant.

You may choose to display your work anyway that you wish to e.g. a book, posters, power point or combination of any of these.

Your work will be displayed in the hall and guests will be invited in to talk to you about what you have done as part of our end of topic exhibition.

1) Research and write some paragraphs about Tutankhamen. Draw a picture of the pharaoh Tutankhamen beside your written work.	2) Invent a new set of hieroglyphics and write them out. Then use them to write your name and title of your homework project.	3) Take a piece of A4 paper and split this up into 8 squares. In each square draw a cartoon sketch about daily life in ancient Egypt.	4) Draw a net of a square based pyramid with the triangles all having angles of 60 degrees.
5) Construct a pyramid – using any suitable materials e.g. lego, unifix cubes or sugar cubes etc.	6) Think of 5 ways that the Nile could be used to improve the environment.	7) List ten things that we would <b>not</b> see in Ancient Egypt.	8) Write 10 questions that you would ask Tutankhamen.
9) List ten things that we <b>would</b> see in Ancient Egypt	10) Design a leaflet to encourage tourist to visit Egypt.	11) Write a short play about ancient Egypt.	12) Make a simple game about ancient Egypt e.g. snap, uno, snakes and ladders etc.
13) Using the words – Ancient Egypt create an acrostic poem.	14) Create a word search about ancient Egypt. This can be about only one topic if you want.	15) Either draw and label or make a model of a machine that can mummify a body.	16) Compose a short song about either ancient or modern day Egypt.
17) Make a 3D model of a typical home during ancient Egyptian times.	18) Draw a picture of a new Egyptian god or goddess. Write 2-3 sentences about your god or goddess.	19) Create a crossword puzzle about ancient Egypt.	?
			Free Choice

Just for fun.... complete the Egyptian Tomb Adventure game – see below –

[http://www.nms.ac.uk/education\\_activities/kids\\_only/egyptian\\_tomb\\_adventure.aspx](http://www.nms.ac.uk/education_activities/kids_only/egyptian_tomb_adventure.aspx)

**Due in Monday 26<sup>th</sup> March 2018**